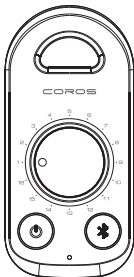


COROS™

Walkie Talkie WT-100 **Quick Start Guide**



Technical Specification

Bluetooth:

CSR 4.0

Bluetooth working distance:

Up to 10m

Bluetooth connectivity:

HFP,SPP

Intercom working distance:

1KM barrier free

Power:

0.8W

Built-in channel:

16

Battery:

Lithium 3.7V/700mAh

Input:

DC 5V/1A

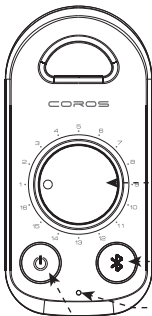
Charging interface:

Micro USB

Compliance:

CE, FCC, RoHS compliant

Controls and Indicators

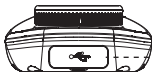


- - FM Knob

- - Bluetooth
Pairing

- - LED indicator

- - Power
ON/OFF



- - Micro USB

LED status Indicators

Charging --- solid red light.

Fully charged --- solid green light.

Bluetooth pairing --- green and red light flashing.

Low battery --- red light flashing quickly.

Working --- green light flashing slowly.

Please be aware that this device is designed to be used together with Coros smart helmet to achieve Walkie Talkie function.

Getting Started

Charging

Please keep Walkie Talkie fully charged with USB cable for 2 hours before you use it for the first time.

Operation

Power On/Off - - - ➔



1. Press and hold Power button for 2 seconds to turn the radio on.
2. Press and hold Power button for 5 seconds to turn the radio off.



Paring and Connection

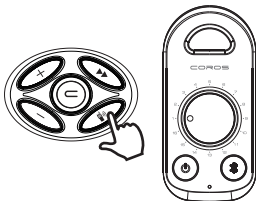
Press and hold Bluetooth pairing button 2s to go to pairing mode. Please make sure there is only one Coros Smart helmet within Bluetooth pairing range. Walkie Talkie will connect to Coros Smart helmet automatically, you will hear a voice prompt from the connected helmet "2nd device connected", also

if you go to App and check Device page, it will show Walkie Talkie connected.

After Walkie Talkie is connected with Coros Smart helmet, group members can select the same channel for radio conversation.

To Transmit and Receive

The maximum RF transmit power is 0.8W.



1. Before you transmit, listen for

activity on the selected channel.

2. When the channel is clear, press Walkie Talkie button on smart remote to transmit.

3. When you have finished speaking, please press Walkie Talkie button again to complete the transmission.

If the user do not press the button again to complete the transmission, the channel will be cut off automatically after 60 seconds. The channel will be ready for other group members to transmit the message.

Warranty

COROS Walkie Talkie WT-100

IMPORTANT: Satisfactory evidence of the original purchase is required for warranty service.

Warrantor: The warrantor is Coros Wearbles Inc. (Coros)

Terms of warranty: Coros warrants to the original retail purchaser only that the WT-100 ("the Product"), will be free from defects in materials and craftsmanship for the duration of the warranty period, subject to the limitations and exclusions set out below.

Warranty period: This warranty to the original retail purchase is only valid in the original country of purchase for a Product first purchased either in Australia or New Zealand and will expire one (1)

year from the date of the original retail sale.

If a warranty claims is made this warranty will not apply if the Product is found to be:

1. Damaged or not maintained in a reasonable manner or as recommended in the relevant Coros's QSG.
2. Modified, altered or used as part of any conversion kits, subassemblies or any configurations not sold by Coros.
3. Improperly installed contrary to instructions contained in the relevant Owner's QSG.
4. Repaired by someone other than an authorized Coros agent in relation to a defect or malfunction covered by this warranty;

5. Used in conjunction with any equipment, parts or a system not manufactured by Coros.

Statement of Remedy: If the Product is found not to conform to this warranty as stated above, the Warrantor, at its discretion, will either repair the defect or replace the Product without any charge for parts or service. This warranty does not include any reimbursement or payment of any consequential damages claimed to arise from a Product's failure to comply with the warranty.

If the original purchase is made in Australia & New Zealand, please contact IICO Australia for any warranty inquiry.

USA Version

Frequency Chart (MHz)	
Ch.	Freq.
1	462.5625
2	462.5875
3	462.6125
4	462.6375
5	462.6625
6	462.6875
7	462.7125
8	467.5625
9	467.5875
10	467.6125
11	467.6375
12	467.6625
13	467.6875
14	467.7125
15	462.5500
16	462.5750

Australia Version

Frequency Chart (MHz)	
Ch.	Freq.
1	476.4250
2	476.4500
3	476.4750
4	476.5000
5	476.5250
6	476.5500
7	476.5750
8	476.6000
9	476.6250
10	476.6500
11	476.6750
12	476.7000
13	476.7250
14	476.7500
15	476.7750
16	476.8000

Europe Version

Frequency Chart (MHz)	
Ch.	Freq.
1	446.00625
2	446.01875
3	446.03125
4	446.04375
5	446.05625
6	446.06875
7	446.08125
8	446.09375



Distributed in Australia & New Zealand By

IICO AUSTRALIA

Po Box 256

Ivanhoe, Victoria, Australia

Email: info@iico.com.au

www.iico.com.au



Made in China